

FACETIME VIDEO CALL – USER GUIDE

WHAT IS FACETIME:

FaceTime is Apple's **free** communication software which allows users to make **free** video and voice calls, over the internet via wifi between other Apple devices. It is free and easy to use. FaceTime can be used on any iPhone, iPad, iPod touch or Macbook devices. The FaceTime App come pre-installed on these Apple devices. **Please note that FaceTime will not work on Windows or Android phones.**

WHAT YOU WILL NEED:

1. An internet / wifi connection;
2. Either an iPhone, iPad, iPod touch or Macbook;
3. Your Apple ID.

TURN ON FACETIME ON YOUR APPLE DEVICE:

Open the FaceTime app and sign in with your Apple ID. You can also do this from Settings > FaceTime.

If you're using an iPhone, FaceTime automatically registers your phone number. To also register your email address on your iPhone, go to Settings > FaceTime > Use your Apple ID for FaceTime, and sign in with your Apple ID.



If you're using an iPad or iPod touch, register your email address by tapping Settings > FaceTime > Use your Apple ID for FaceTime, and sign in with your Apple ID.

HOW TO FIND FAMILY & FRIENDS ON FACETIME:

You will need to know the person's phone number or registered Apple ID email address. Simply enter either their name, phone number or their email address linked to their Apple ID into the search bar of the app to find other friends and family using FaceTime.

HOW TO MAKE A VIDEO CALL ON FACETIME:

To make a FaceTime call, you need the person's phone number or registered Apple ID email address. There are a few different ways to make a FaceTime call:


In the FaceTime app, enter the person's phone number or email address then tap the FaceTime video  or audio  icon.

If you have the person's phone number or email address saved in your Contacts, you can enter their name, then tap the video or audio icon.

You can also begin a FaceTime video call from your iPhone during a call. Tap the FaceTime icon during the phone call to talk using FaceTime.

HOW TO CONNECT WITH ANIMAL BEHAVIOUR AUSTRALIA ON FACETIME:

Simply enter either the name of [Dionna Newton](#) or the phone number of [0455264625](#) into the search bar of the app to find Animal Behaviour Australia.

At the time of your consultation we will call you on FACETIME if this was your preferred video calling service. When you answer the incoming call make sure that you click on the video call icon  when you answer our call.

IS MAKING A VIDEO CALL ON FACETIME FREE:

FaceTime itself is a free service, so if the wifi or cellular internet connection you are using is free then FaceTime video calls will be free. If the internet connection you are using costs you or you are using mobile data then those data charges or mobile data allowance limits will apply depending on your service provider.

Video streaming uses quite a bit of data, so make sure you check your use or use wi-fi where possible.

VIDEO CALL QUALITY:

Make sure you have a strong internet connection when placing or receiving video calls. A poor or improperly configured connection might result in poor video and audio quality. If you're connected to Wi-Fi, your video call quality is dependent on your wireless network signal and network data speed.